

MONTHLY STATISTICAL BULLETIN

JULY 2021

Market capitalization : 202.874.079.491

Turnover: 1.067.030.168

Number of transactions: 1.320

MBI10: 5.423,14

↑0,55%

↓31,14%

↓6,45%

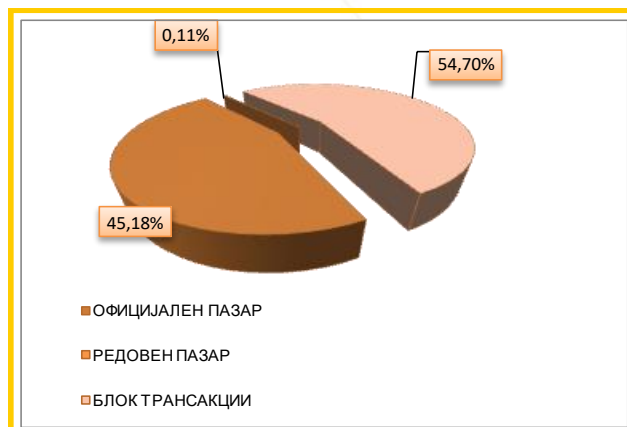
↑2,69%

TURNOVER (denars)	June 2021	July 2021	% of change
TRADING IN BEST	538.444.769	483.320.024	-10,24
Shares	478.038.439	456.228.265	-4,56
Bonds	60.406.330	27.091.759	-55,15
Other securities	0	0	-
DAILY AVERAGE TURNOVER (denars)	25.640.227	21.969.092	-14,32
DAILY AVERAGE NUMBER OF TRANSACTIONS	67	60	-10,45
BLOCK TRANSACTIONS	1.011.007.575	583.710.144	-42,26
PUBLIC AUCTIONS	0	0	-
PUBLIC OFFERING	0	0	-
TOTAL	1.549.452.344	1.067.030.168	-31,14
NUMBER OF TRANSACTIONS			
TRADING IN BEST	1.390	1.296	-6,76
BLOCK TRANSACTIONS	21	24	14,29
PUBLIC AUCTIONS	0	0	-
PUBLIC OFFERING	0	0	-
TOTAL	1.411	1.320	-6,45
MARKET CAPITALIZATION (denars)			
MARKET CAPITALIZATION OF SHARES	201.760.230.414	202.874.079.491	0,55
OFFICIAL MARKET-SHARES	197.619.873.499	197.653.925.076	0,02
MARKET OF JOINT STOCK COMPANIES WITH SPECIAL REPORTING OBLIGATIONS	4.140.356.915	5.220.154.415	26,08
MARKET CAPITALIZATION OF BONDS	14.712.268.641	15.330.713.043	4,20
MARKET CAPITALIZATION OF OTHER SECURITIES	313.102.125	311.990.700	-0,35
TOTAL MARKET CAPITALIZATION	216.785.601.179	218.516.783.234	0,80
MBI10	5.281,14	5.423,14	2,69
OMB	133,71	133,68	-0,02
NUMBER OF LISTED SECURITIES	98*	97*	-1,02
NUMBER OF TRADING DAYS	21	22	4,76

*The calculation includes the shares of Idevelop AD Skopje, ArceloMittal Skopje (HRM) AD Skopje, Blagoj Tufanov AD Radovish and Trudbenik AD Ohrid which are long term suspended from listing.

TURNOVER STRUCTURE

Market segment	Turnover (denars)	Turnover (EUR)	%	Number of transactions
OFFICIAL MARKET	482.095.668	7.829.820	45,18	1.289
REGULAR MARKET	1.224.356	19.878	0,11	7
BLOCK TRANSACTIONS	583.710.144	9.488.973	54,70	24
TOTAL	1.067.030.168	17.338.671	100,00	1.320



MONTHLY STATISTICAL BULLETIN

10 MOST LIQUID SHARES (Official market)

Issuer	Max (denars)	Min (denars)	Average price (denars)	Volume	Turnover (denars)	Turnover (EUR)	%	Num. of trans.	Market capitalization (denars)
Komercijalna banka AD Skopje	9.998,00	8.800,00	9.283,79	23.903	221.910.347	3.604.574	48,77	610	22.168.667.034
Replek AD Skopje	108.000,00	100.000,00	101.195,74	676	68.408.318	1.111.725	15,03	27	2.630.629.094
Alkaloid AD Skopje	16.199,00	15.550,00	15.911,80	2.823	44.919.022	728.976	9,87	151	22.615.277.205
Granit AD Skopje	1.240,00	1.200,00	1.222,92	35.036	42.846.273	695.648	9,42	136	3.701.009.285
Makpetrol AD Skopje	75.500,00	74.000,00	74.579,36	360	26.848.568	436.182	5,90	94	8.423.319.722
NLB Banka AD Skopje	23.400,00	21.601,00	22.637,02	889	20.124.311	326.923	4,42	46	19.886.485.842
Stopanska banka AD Skopje	1.245,00	1.180,00	1.228,04	7.212	8.856.655	143.862	1,95	40	21.176.055.508
Vitaminka AD Prilep	13.500,00	13.500,00	13.500,00	331	4.468.500	72.429	0,98	4	1.035.720.000
Makedonijaturist AD Skopje	4.550,00	4.450,00	4.525,32	897	4.059.215	65.974	0,89	17	2.012.838.335
Teteks AD Tetovo	2.040,00	2.000,00	2.021,98	1.510	3.053.190	49.497	0,67	15	832.483.710
Rest				30.727	9.169.166	148.847	2,02	115	93.171.439.341
Total				104.364	454.663.565	7.384.637	100,00	1.255	197.653.925.076

TOP GAINERS / TOP LOSERS—OFFICIAL MARKET

Issuer	Average price (denars) 30.06.2021	Average price (denars) 31.07.2021	% of change
TOP GAINERS			
Liberti Skopje	52,00	61,00	17,31
Komercijalna banka Skopje	8.798,75	9.727,08	10,55
Cementarnica USJE Skopje	29.001,00	32.000,00	10,34
NLB Banka Skopje	22.090,91	23.284,62	5,40
Kristal 1923 Veles	146,00	150,00	2,74
TOP LOSERS			
Skopski Pazar Skopje	9.476,00	5.500,00	-41,96
Centralna kooperativna banka Skopje	700,00	600,00	-14,29
Mermeren kombinat Prilep	2.500,00	2.200,00	-12,00
Replek Skopje	108.000,00	101.490,32	-6,03
Fersped Skopje	66.000,00	64.000,00	-3,03

OVERVIEW OF THE TRADING WITH BONDS

	HIGH (%)	LOW (%)	Last daily average price (%)	Last trading day	Volume (in EUR)	Turnover (denars)	Turnover (EUR)	Yield to maturity *
Centralna kooperativna banka AD Skopje - konvertibilni obvrznici	100,00	100,00	100,00	08.7.2021	250	15.412.175	250.000	2,20%
R. Makedonija - drzavna obvrznica DO2018/05-0133dk	112,20	112,20	112,20	14.7.2021	520	5.834.400	94.753	2,00%
Government bonds-denationalization XVI issue (RMDEN16)	99,80	99,80	99,80	01.7.2021	1.893	116.556	1.889	2,06%
Government bonds-denationalization XVII issue (RMDEN17)	99,80	99,80	99,80	01.7.2021	7.809	480.816	7.793	2,05%
Government bonds-denationalization XVIII issue (RMDEN18)	99,80	99,80	99,80	22.7.2021	14.657	899.892	14.628	2,05%
Government bonds-denationalization XIX issue (RMDEN19)	99,90	99,80	99,80	26.7.2021	70.733	4.347.921	70.603	2,04%

* The model for calculation of annual average yield to maturity is adapted to the characteristics of the bonds. Calculation date is 31.07.2021 using the last average price of the bonds.

MONTHLY STATISTICAL BULLETIN

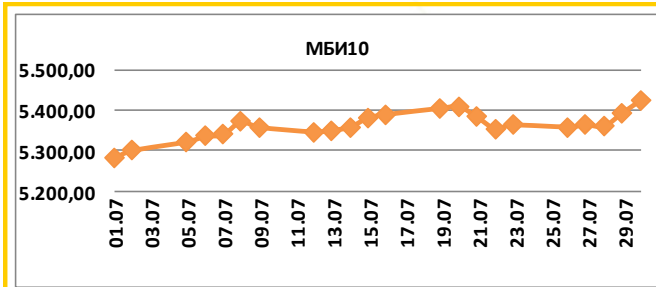
MBI10

Value at 30.07.2021 **5.423,14**

MAX Value in July(30.07.2021) 5.423,14

MIN Value in July (01.07.2021) 5.280,51

% of change from 30.12.2020 15,27%

All about MBI10 on: <http://www.mse.com.mk/Indicies.aspx?Index=MBI10>

Composition of MBI10	Turnover (denars)	Volume	Num. of trans.	Last average price	% of monthly change of price
Alkaloid AD Skopje	44.919.022	2.823	151	15.799,93	1,94
Granit AD Skopje	74.928.093	60.593	138	1.205,00	0,42
Komercijalna banka AD Skopje	419.757.741	44.372	619	9.727,08	10,55
Makpetrol AD Skopje	26.848.568	360	94	74.952,57	-1,63
Makedonijaturist AD Skopje	4.059.215	897	17	4.450,75	-1,09
Stopanska banka AD Skopje	8.856.655	7.212	40	1.212,82	1,07
TTK banka AD Skopje	1.564.261	1.070	12	1.469,00	0,60
Makedonski Telekom AD Skopje	2.933.133	8.498	24	342,28	-0,50
Stopanska banka AD Bitola	267.231	85	5	3.132,93	-0,54
NLB Banka AD Skopje	166.094.441	7.762	51	23.284,62	5,40

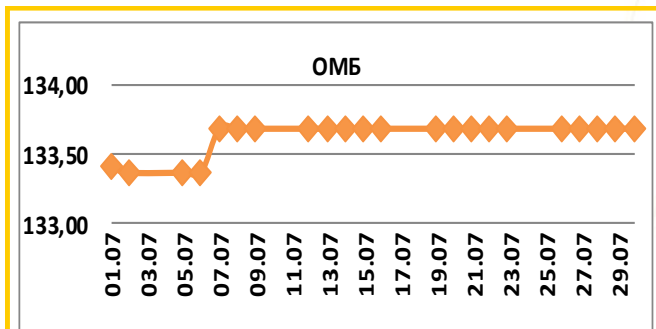
OMB

Value at 30.07.2021 **133,68**

MAX Value in July(07.07.2021) 133,68

MIN Value in July(02.07.2021) 133,36

% of change from 30.12.2019 0,50%

All about OMB on: <http://www.mse.com.mk/Indicies.aspx?Index=OMB>

Composition of OMB	Turnover (denars)	Volume	Num. of trans.	Last average price	% of monthly change of price
Government bonds-denationalization XII issue (RMDEN12)	0	0	0	99,50	0,00
Government bonds-denationalization XIII issue (RMDEN13)	0	0	0	99,70	0,00
Government bonds-denationalization XIV issue (RMDEN14)	0	0	0	100,00	0,00
Government bonds-denationalization XV issue (RMDEN15)	0	0	0	99,00	0,00
Government bonds-denationalization XVI issue (RMDEN16)	116.556	1.893	1	99,80	-0,89
Government bonds-denationalization XVII issue (RMDEN17)	480.816	7.809	1	99,80	0,20
Government bonds-denationalization XVIII issue (RMDEN18)	899.892	14.657	8	99,80	0,81
Government bonds-denationalization XIX issue (RMDEN19)	4.347.921	70.733	14	99,80	0,00



MONTHLY STATISTICAL BULLETIN

MBI10 LISTED COMPANIES RATIOS

Issuer	P/E Ratio ¹	Dividend yield ²	Foreign investors participation in July 2021	Foreign investors participation in June 2021	Change
Alkaloid AD Skopje	19,38	2,53%	2,85%	2,86%	-0,01%
Granit AD Skopje	66,32	1,36%	3,30%	3,32%	-0,02%
Komercijalna banka AD Skopje	11,46	6,15%	2,49%	2,50%	-0,01%
Makpetrol AD Skopje	23,85	2,70%	1,38%	1,38%	0,00%
Makedonijaturist AD Skopje	-	0,00%	0,81%	0,81%	0,00%
Stopanska banka AD Skopje	10,82	0,00%	92,37%	92,37%	0,00%
TTK banka AD Skopje	14,72	6,13%	1,16%	1,16%	0,00%
Makedonski Telekom AD Skopje	20,46	4,67%	1,09%	1,09%	0,00%
Stopanska banka AD Bitola	15,04	0,00%	2,02%	2,02%	0,00%
NLB banka AD Skopje	11,82	0,00%	87,70%	87,71%	-0,01%

[1] Share price at last day of trading in currently month, / Earnings per share

[2] The ratios are calculated using the data from the last published Audited financial reports and last paid dividend.

* The calculation was made with the amount of dividend that Komercijalna Banka AD Skopje and TTK Banka AD Skopje adopted at the shareholders' meeting. The payment of dividend is conditioned by the termination of the "Decision on temporary limitation of the distribution and payment of dividends to bank shareholders." adopted by the NBRSM.

FOREIGN INVESTORS—OFFICIAL MARKET

July 2021	Foreign Legal investors July 2021	Foreign private investors July 2021	Total Foreign entities July 2021	Total Foreign entities June 2021	Change
Shares[3]	35,30%	1,18%	36,48%	36,28%	0,20%
Bonds[4]	0,14%	0,06%	0,20%	0,20%	0,00%
Continuous government bonds [5]	0,08%	0,00%	0,08%	0,09%	-0,01%

[3] Data as last day of trading in currently month according to the Central Securities Depository, regarding the participation of the foreign investors in the number of shares.

[4,5] Data as last day of trading in currently month according to the Central Securities Depository, regarding the participation of the foreign investors in the total nominal value of bonds.

FOREIGN AND DOMESTIC INVESTORS IN THE TOTAL TURNOVER [5] *

	BUYING % of total	SELLING % of total
Foreign private investors	3,52%	0,49%
Foreign Legal investors	1,52%	1,77%
Total Foreign Legal entities	5,04%	2,26%
Domestic private investors	51,83%	54,60%
Domestic Legal investors	43,14%	43,14%
Total Domestic Legal entities	94,96%	97,74%

[5] Data as last day of trading in currently month according to the Central Securities Depository, regarding the participation of the foreign and domestic investors in the total turnover.

TURNOVER PER MEMBERS / in denars

Member	Code	Trading in BEST system	% of trading in BEST sys.	Block (denars)	% block	Public auctions	% of Public auctions	Public offering	% of Public offering	Total
Eurohaus AD SKopje	EH	234.059.979	24,21	704.894.960	60,38	0	0,00	0	0,00	938.954.939
Komercijalna banka AD Skopje	KB	181.172.534	18,74	239.513.600	20,52	0	0,00	0	0,00	420.686.134
ILIRIKA INVESTMENTS AD Skopje	IL	315.538.201	32,64	28.903.728	2,48	0	0,00	0	0,00	344.441.929
TTK Banka AD Skopje	TK	66.204.287	6,85	194.108.000	16,63	0	0,00	0	0,00	260.312.287
Invest broker Skopje	MI	55.744.505	5,77	0	0,00	0	0,00	0	0,00	55.744.505
NLB Banka Skopje	TN	48.535.478	5,02	0	0,00	0	0,00	0	0,00	48.535.478
Stopanska banka AD Skopje	SB	23.626.535	2,44	0	0,00	0	0,00	0	0,00	23.626.535
Fersped broker AD Skopje	FR	20.024.932	2,07	0	0,00	0	0,00	0	0,00	20.024.932
INOVO BROKER AD Skopje	IN	17.429.899	1,80	0	0,00	0	0,00	0	0,00	17.429.899
Sparkase banka Makedonija AD Skopje	SP	4.303.698	0,45	0	0,00	0	0,00	0	0,00	4.303.698
Total		966.640.049	100,00	1.167.420.288	100,00	0	100,00	0	100,00	2.134.060.337

Turnover via BEST system and turnover in block trades is calculated on the basis of double counting, in order to include the executed cross trades by the MSE members in the structure of the overall MSE turnover. As since July 13, during the government auctions on the selling side there is no brokers (i.e. MSE performs this role), the turnover derived from government auctions is still calculated on the basis of single counting.

MONTHLY STATISTICAL BULLETIN

AS A REMINDER

The product of the Macedonian Stock Exchange **BESTNET ANALYTICS** is a modern internet service that helps investors in building well-founded investment strategies and in bringing valuable investment decisions.

BESTNET ANALYTICS contains:

- Data for more than **100** companies traded on the Macedonian Stock Exchange
- More than **70** different financial indicators of companies and more than **40** indicators for banks
- Monitoring and comparing the values for the last **3** years
- Tracking results by quarters
- Data in den, euros and dollars
- Data for paid dividends from companies for the last **4** years
- Data for the major shareholders of the company
- Data for management bodies of the company
- Data for related companies
- Comparison and monitoring of a large number of financial indicators
- Monitoring indicators by sectors and industries
- Graphic display of technical indicators
- Over **40** technical indicators and oscillators
- Monitoring of investments, determining their current value
- Calculation of gains / losses from unrealized transactions
- Calculation of gains / losses from trades executed
- Simulated portfolios

Шифра на XB	Датум на трансакција	Број на трансакција	Количина	Куповна вредност - вкупно (во ден.)	Датум на последна цена	Последна просечна цена	Вкупна вредност (во ден.)	Нереализирана добитка / загуба (во ден.)	% промена од вкупна вредност на XB	% од вредноста на вкупните вложувања
скратен преглед на поединечна трансакција										
GRNT	17.02.2009	X52515136	600,00	360.000,00	21.01.2009	653,11	391.866,00	1.800.000,00	133,33%	3,74%
TELE	11.06.2009	1235649	600,00	360.000,00	21.01.2009	653,11	391.866,00	31.866,00	8,85%	1,00%
детален преглед на поединечна трансакција										
Македонски Телеком Скопје (TELE)										
Тип на хартија	Share		Куповна вредност - вкупно (во ден.)		360.000,00					
Датум на трансакција	11.06.2009		Датум на последна цена		21.01.2009					
Број на трансакција	1235649		Последна просечна цена		653,11					
Количина	600,00		Нето вредност (во ден.)		391.866,00					
Куповна цена (во ден.)	600,00		Акумулирана камата (во ден.)		0,00					
Номинална вредност	0,00 MKD		Вкупна вредност (во ден.)		391.866,00					
Куповна вредност (во ден.)	360.000,00		Нереализирана добитка / загуба (во ден.)		31.866,00					
Купена акумул. камата (во ден.)	0,00		% промена од купување на XB		8,85%					
Трансакциони трошоци (во ден.)	500,00		% од вредноста на вкупните вложувања		1,00%					
P.Македонија - денационализација 01 (PMDE01)										
Тип на хартија	Bond		Куповна вредност - вкупно (во ден.)		107.092,08					
Датум на трансакција	11.07.2008		Датум на последна цена		27.11.2007					
Број на трансакција	1919		Последна просечна цена		85,00					
Количина	2.250,00		Нето вредност (во ден.)		116.662,50					
Куповна цена (во %)	77,50		Акумулирана камата (во ден.)		1.238,85					
Номинална вредност	1,00 EUR		Вкупна вредност (во ден.)		117.888,35					
Куповна вредност (во ден.)	106.689,77		Нереализирана добитка / загуба (во ден.)		11.198,57					
Купена акумул. камата (во ден.)	402,31		% промена од купување на XB		10,05%					
Трансакциони трошоци (во ден.)	500,00		% од вредноста на вкупните вложувања		0,30%					
TOTAL			36.067.092,08		62.684.319,35		26.617.629,57		100,00%	

Опис на XB	Податоци од тргувањето
Лазарен сегмент	Официјален пазар
Лазарен подсегмент	Берзанска котација - обични акции
Тип на XB	Обични акции
ISIN број	MKALKA101011
Вкупни издадени XB	1431353
Шифра на XB	ALK
Номинална вредност	25,56 EUR
Дејења на цената и прометот	
Највисока цена во посл. 52 недели	4.599,00
Најниска цена во посл. 52 недели	3.795,00
% промена во посл. 30 дена	8,48%
% промена во посл. 3 месеци	6,98%
% промена во посл. 6 месеци	0,80%
% промена во посл. 1 година	-4,07%
Просечен дневен промет во посл. 30 дена	645.146,23
Просечен дневен промет во посл. 3 месеци	812.362,12
Просечен дневен промет во тековната година	626.836,29
Просечен дневен промет во посл. 52 недели	1.304.591,88
Показатели по акција за издавачот	
Коefициент цена / добитка	10,43
Дивиденден принос	3,98%
Коefициент цена / Книговодствена вредност по акција	0,91
Коefициент цена / Акумулирана добитка по акција	2,62
Коefициент цена / приходи од продажба	1,01
Коefициент цена / парични прилими од оперативни активности	13,59
Коefициент цена / оперативна добитка	8,93
Коefициент цена / EBITDA	6,35
Највисок P/E во посл. 52 недели	11,46
Најнисок P/E во посл. 52 недели	9,47
Нето добитка по акција за посл. 12 месеци	430,59
Коefициент цена / добитка за посл. 12 месеци	9,77

For more information on : www.bestnet.com.mk

ДО СОПСТВЕНИ КВАДРАТИ СО НАЈНИСКИ КАМАТИ

опција 1

2,9%фиксна камата за
првите пет години

опција 2

3,0%фиксна камата за
првите десет години**3,9%**променлива за остатокот
од периодот на отплата

Период на отплата

до **30**
години

Станбен кредит со
најниски камати на пазарот



комерцијална банка аџ скопје

www.kb.com.mk
контакт центар: (02) 3 296 800



МАКЕДОНСКА БЕРЗА
MACEDONIAN STOCK EXCHANGE